

new
Hermes

**ENGRAVING MACHINES AND ACCESSORIES'
& BRASS MASTER COPY TYPE**




Table of Contents

New Hermes Engraving Machines & Accessories	Pages 2-18
How & Where To Order Machinery & Accessories	2-3
Engraving With A New Hermes Engravograph® & Master Copy Type	4
New Hermes Engravographs®	5-7
Accessories	8-14
Ball Bushing Diamond Assembly	11
Centering Scales	9
Cones	13
Converters For Double Grooved Slides	9
Copy Holding Slides	9
Cutters For Engraving	10
Cutter Resharpening Services	10
Depth Regulator Noses	11
Diamond Gravers	11
Diamond Inserts	11
Duplicating Pantographs	8
End Stops	9
Interchangeable Holding Jigs	12-13
Machine Base Jigs	13
Motor & Rotating Spindle Attachments	14
Motor Belts	14
Special Application Kits	8
Tracing Styluses	11
Auxiliary Equipment	14-16
Bending Fixture	16
Bevelers	16
Cutter Grinder	15
Ring Engraver	14
Safety Saw	15
Strip Heater	16
Table Shears	15
Engraving Aids	17
Engraving Supplies	18

Brass Master Copy Type	19-39
How To Select & Order Master Copy Type	20-24
Font Assortments	25
Master Copy Type Styles	26-33
Cursive	31
Foreign Languages	33
Monogram	32
Ornate	31
Sans Serif	26-28
Script	30
Serif	28-29
Vertical	33
Brass Master Templates	34-39
Beveled Strips of Brass	38
Directionals	38
Fractions	38
Fraternal Insignias	37
Greetings	35
International Symbols	38
Military Insignias	37
Ornamentals	36
Religious	37
Shapes	35
Signs Of The Zodiac	36
Special Occasion	34
Sport	35
Time Savers	34
Universal Switch Indicator	38
Engraving Fixtures	39
JC-4 Circular Engraving Fixture	39
Master Copy Dial	39
Serial Numbering Fixture	39
Special Engraving Services	39
Custom Engraving Capabilities	39
Custom Templates	39

Where to Order

New Hermes Regional branch facilities are located nationwide in order to expedite your order quickly. When placing your order refer to the following listing to determine your servicing New Hermes branch.

New Hermes Branch Offices

■ NORTHEAST

New Hermes, Inc.
20 Cooper Square
New York, N.Y. 10003
(212) 777-3080

Connecticut
Delaware
Dist. of Columbia
Maine
Maryland
Massachusetts

New Hampshire
New Jersey
New York
Pennsylvania
Rhode Island
Vermont

■ SOUTHEAST

New Hermes, Inc.
2443 Park Central Blvd.
Decatur, Georgia 30035
(404) 981-2562

Alabama
Georgia
Kentucky
Mississippi
North Carolina

South Carolina
Tennessee
Virginia
West Virginia
Florida

Call Toll Free Nationwide 1-800-8HERMES

■ MIDWEST

New Hermes, Inc.
3642 West 128th Place
Alsip (Chicago), Illinois 60658
(312) 371-3744

Illinois
Indiana
Iowa
Michigan
Minnesota
Missouri

Nebraska
North Dakota
Ohio
South Dakota
Wisconsin

■ SOUTHWEST

New Hermes, Inc.
12243 E. Northwest Hwy.
Dallas, Texas 75228
(214) 328-9835

Arkansas
Colorado
Kansas
Louisiana

New Mexico
Oklahoma
Texas


■ WEST COAST

New Hermes, Inc.
11711 Monarch Street
Garden Grove, California 92641
(714) 898-9265

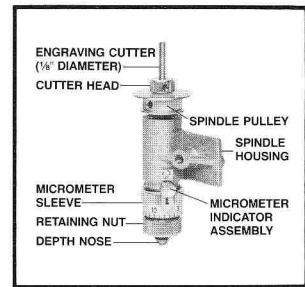
Alaska
Arizona
California
Hawaii
Idaho
Montana

Nevada
Oregon
Utah
Washington
Wyoming

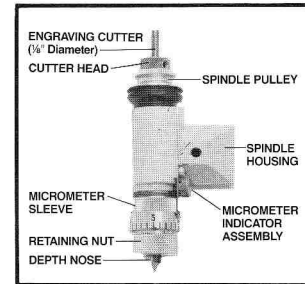
Machine Parts Key



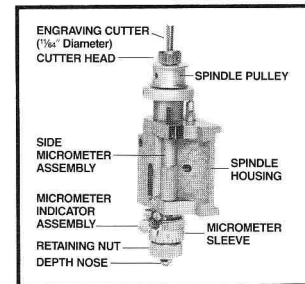
ROTATING CUTTER SPINDLES



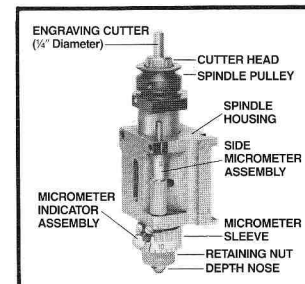
Standard Rotating Cutter Spindle
#65-558-40



TM Rotating Cutter Spindle
#51-144-20



TX Rotating Cutter Spindle
#58-645-40



RX Rotating Cutter Spindle
#55-670-40

Ordering is easy

The engraving machine, rotating spindles and diamond assemblies are shown above to make ordering easier. The Machine Parts Key will assist you in describing parts not found within this catalog. Although your machine model may differ from the one represented here, the labeled parts function in the same way on all machines.

Our Customer Service/Order Department will assist you in ordering by phone or by mail—or even in person if you wish to visit one of our branch offices located throughout the United States. In addition, over 30 sales representatives are available locally in the event you require personal assistance.

Ordering 1-2-3-4

1. Check the serial number of your machine, generally located on the back of your Engravograph. Include letters. (Example: TX234082) New Hermes stocks parts for machinery including those items not shown in this catalog for a period of 10 years.
2. Identify the parts needed from the photograph above. Although your model may differ, parts listed above function in a similar manner. Not all parts indicated within the Machine

Parts Key are available and some are not sold separately, rather they are only sold within kits.

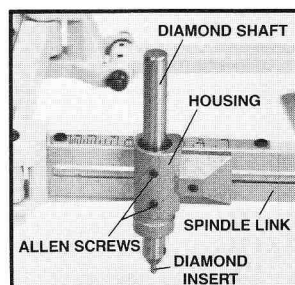
3. Order using the selected part numbers.

4. Throughout this catalog, black type face for machines indicates current models. Grey indicates older models.

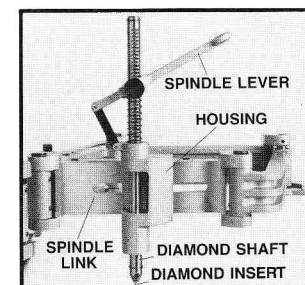
REFER TO YOUR PRICE LIST/ ORDER FORM FOR PRICING, TERMS & DELIVERY.

Customized parts are available for engraving machines and auxiliary equipment. Call us for price and delivery information. For machine repairs, contact New Hermes for specific information.

DIAMOND ASSEMBLIES



Standard Diamond Assembly
#11-700-01



TX Diamond Assembly
#58-732-00

Engraving with a New Hermes Engravograph® & Brass Master Copy Type

Engraving is communication—but with a difference! Engraving adds permanence, distinction and value. It personalizes, rewards, directs, warns, identifies. It makes a gift more meaningful and finalizes sales with a special advantage: no refunds on engraved merchandise.

Engraving is an art form which anyone can master.

New Hermes Engravographs are designed so that even a first-time engraver can achieve professional results.

Each Engravograph is engineered

and precision-built to the highest standards of quality. New Hermes is dedicated to meeting the challenging needs of the engraving industry, whether to personalize jewelry and gift items or to engrave signs for commercial and industrial use.

Engraving is easy

Engraving is made easy with the tracer-guided technique.

Here's how it works:

1. Choose a master copy type from the New Hermes brass master copy type styles and insert it into the copy slide. Master

Copy Type is the name given to self-spacing brass templates from which letters, punctuations, numerals and designs can be reproduced in many sizes on New Hermes Engravographs. All Master Copy Type styles shown in this catalog are engraved on blanks of special long wearing hard brass, beveled to fit New Hermes dove-tailed copy holding slides.

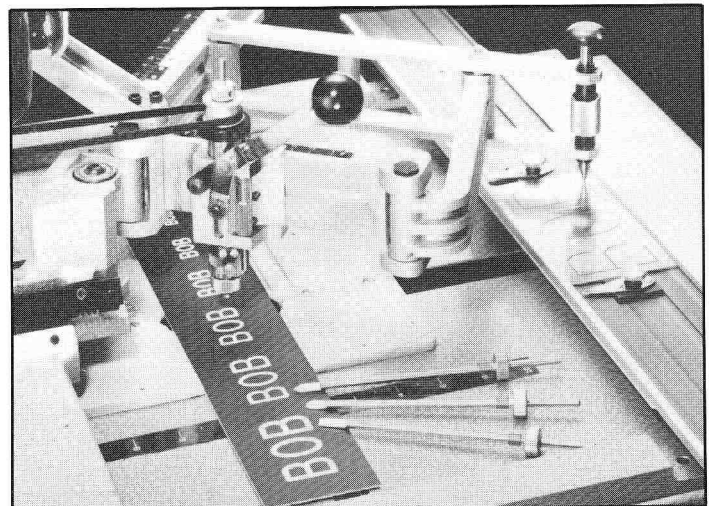


2. Position the item in the machine's self-centering workholding vise. 3. Lower the tracing stylus into the groove of the master copy type. 4. By pushing down the cutting instrument and following the grooves of the letters, the item will be engraved automatically and precisely. What could be easier? New Hermes Engravographs are designed and constructed to keep every step of the engraving process simple and effortless.

Centering is automatic


Clamp the item to be engraved into the New Hermes Engravograph's self-centering workholding vise and with one turn, the object is securely tightened and centered. No guess-work or time-consuming errors.

Engraved letter sizes can be varied

With our precision built pantographs, up to 25 different engraved sizes can be reproduced from each set of master copy type. Simple adjustment will allow the operator to change the letter size without affecting the text layout.



New Hermes Engravographs®



Model GN-2
Standard equipment:
Diamond Ass'y

Part Number
#19-002-00

Model IN-2
Standard equipment:
Spindle & Motor

Part Number
#19-001-00


"Fundamental" GN-2/IN-2 Engravograph

This compact and portable Engravograph is simple to operate. It produces precision engraving on all kinds of materials. Perfect when a limited need for engraving is required it adds the final touch of personalization on small jewelry items, Engravables, tags, small nameplates and badges.

- Maximum jaw opening of workholder 3³/₈"
- Front-rear movement of workholder 4¹/₂"
- Maximum size item engraved in one set-up at 2.5 ratio is 3³/₈"W × 6"L.

Specifications

- 19 engraving ratios from 2.5:1 to 7:1
- Double grooved copy holding slide mounted to machine base 13³/₄".
- 1/8" diameter rotating cutter spindle with bottom micrometer settings in increments of .001" (IN-2). Non-rotating diamond spindle (GN-2).
- Dimensions 17³/₄" × 13³/₄" × 8"; Approximate weight 14 lbs.



Model GM-3
Standard equipment:
Diamond Ass'y

Part Number
#10-500-00

Model IM-3
Standard equipment:
Spindle & Motor

Part Number
#10-510-00


"Basic Plus" GM-3/IM-3 Engravograph

This lightweight and compact Engravograph is ideal for businesses with limited space. Its automatic center capabilities make it simple to operate for any first-time engraver. Yet, it meets most engraving needs on small objects such as nameplates, badges, machine plates and small jewelry items; in particular:

- plates up to 5¹/₂" high clamped between jaws of 9⁷/₈" by any length with support plaque
- odd-shaped objects up to 3" thick.

Specifications

- 25 engraving ratios from 2:1 to 7:1
- 4¹/₂" × 9⁷/₈" maximum work range at 2:1 ratio
- 6" × 16" graduated copy table for holding multi copy holding slides
- 1/8" diameter rotating cutter spindle with bottom micrometer assembly; rotating depth settings in increments of .001" (IM-3). Non-rotating diamond spindle (GM-3).
- Dimensions: 16" × 17"; Approximate weight 25 lbs.



Model GT-M
Standard equipment:
Diamond Ass'y

Part Number
#17-500-00

Model IT-M
Standard equipment:
Spindle & Motor

Part Number
#17-510-00


"Standard Plus" GT-M/IT-M Engravograph

Small Engravograph with exceptional capabilities; the original design of the frame accommodates engraving needs on small to medium size objects such as nameplates, awards, small signs as well as odd-shaped, cylindrical or jewelry items:

- plates up to 8" high clamped between jaws of 11" by any length with support plaque
- odd-shaped object up to 4³/₄" thick
- cylindrical items from 1³/₄" to 4³/₄" diameter

Specifications

- 25 engraving ratios from 2:1 to 7:1
- 4¹/₂" × 9⁷/₈" maximum work range at 2:1 ratio
- 6" × 16" graduated copy table for holding multi copy holding slides
- 1/8" diameter rotating cutter spindle with bottom micrometer assembly; depth setting in increments of .001 (IT-M). Non-rotating heavy duty diamond spindle (GT-M).
- 2 cones up to 3¹/₂" diameter.
- Dimensions: 20" × 22". Approximate weight: 32 lbs.



“Super” GTX-L/ITX-L Engravograph

The “Super” Engravograph is a sturdy floor model designed to accommodate odd-shaped, cylindrical and flat objects such as bowls, cups, trays, trophy plaques and control panels clamped in a versatile workholding vise:

- plaques up to 14³/₄” high by any length with support plaque
- odd-shaped objects up to 8” thick
- cylindrical objects up to 8” diameter with optional adapter (see pg. 13)

Specifications

- 25 engraving ratios from 2:1 to 7:1
- 3¹/₂” × 12” maximum work range at 2:1 ratio
- 6” × 16” graduated copy table for holding multi copy holding slides
- 1¹/₆₄” diameter rotating cutter spindle with dual side and bottom micrometer assemblies; depth setting for engraving with or without depth nose in .001” increments (ITX-L). Non-rotating heavy duty diamond spindle (GTX-L).
- Auto-Indexing System
- 4 cones up to 6” diameter.
- **Complete with machine stand**
- Dimensions: 30” × 22”; Approximate weight: 100 lbs.

Model GTX-L


Standard equipment:
Diamond Ass’y

Part Number
#15-500-00

Model ITX-L

Standard equipment:
Spindle & Motor

Part Number
#15-510-00



“Universal” GTX-3/ITX-3 Engravograph

The “Universal” Engravograph is a floor model built sturdily to engrave on large, bulky or cylindrical objects with the required precision to engrave as well on small items:

- plaques up to 22” high by any length with support jig
- cylindrical objects up to 15” diameter
- odd-shaped objects up to 15” high

Specifications

- 25 engraving ratios from 2:1 to 7:1
- 4³/₄” × 12” maximum work range at 2:1 ratio
- 10” × 24” graduated copy table for holding multi copy holding slides
- 1¹/₆₄” diameter rotating cutter spindle with dual side and bottom micrometer assemblies; depth settings for engraving with or without depth nose in .001” increments (ITX-3). Non-rotating heavy duty diamond spindle (GTX-3).
- Auto-Indexing System
- 7 cones up to 15” diameter.
- Dimensions: 28” × 34”; Approximate weight: 210 lbs.

Model GTX-3


Standard equipment:
Diamond Ass’y

Part Number
#18-100-00

Model ITX-3

Standard equipment:
Spindle & Motor

Part Number
#18-110-00



Model ITF-V

Part Number
#16-500-00

***K-1 Workholder**

Part Number
#51-360-00


*Jigs not included. See Pg. 12-13 for Jigs.

“Industrial” ITF-V Engravograph

This “Industrial” Engravograph is specifically designed for flatwork such as signs, badges and control panels as well as oversize items with frame and pantograph assembly lifted off the base.

Specifications

- Maximum jaw opening of workholder 19”
- 25 engraving ratios from 2:1 to 7:1
- 3½” × 12” maximum work range at 2:1 ratio
- 6” × 16” graduated copy table for holding multi copy holding slides
- 1¼” diameter rotating cutter spindle with dual side and bottom micrometer assemblies with .001 step depth settings from engraving with or without depth nose.
- Dimensions: 27” × 23”; Approximate weight: 85 lbs.



Model IR-V

Part Number
#21-500-00

***K-1 Workholder**

Part Number
#51-360-00

*Jigs not included. See Pg. 12-13 for Jigs.

“Heavy Duty” IR-V Engravograph

The “Heavy Duty” Engravograph has a strong pantograph with a ¼” rotating spindle for special applications such as slotting, milling and profiling in addition to high precision engraving for all flat sign and panel work.

Specifications

- Maximum jaw opening of workholder 19”
- 23 engraving ratios from 2:1 to 8:1
- 6” × 18⅞” maximum work range at 2:1 ratio
- 10” × 24” graduated copy table for holding multi copy holding slides
- ¼” diameter rotating cutter spindle with dual side and bottom micrometer assemblies with .001” step depth settings for engraving with or without depth nose.
- Dimensions: 29” × 26”; Approximate weight: 110 lbs.

Standard Equipment

All machines

Adjustable multi-ratio pantograph; graduated copy table (replaced by fixed 1¼-2¾ double-grooved copy holding slide on GN-2/IN-2); universal self-centering work-holding vise; interchangeable holding jigs; holding cones (standard with “Standard Plus”, “Super” and “Universal” models); sample of double-face tape; practice material; dust cover; accessory box; instruction booklet.
Copy slides illustrated with the machine not included

Rotary Models IN-2, IM-3, IT-M, ITX-L, ITX-3, ITF-V, IR-V

Rotating spindle with shielded ball bearings; universal motor with preloaded ball bearings, 115V*, motor belt, engraving cutter .030 wide; regulator nose; cutter head wrench; cutter holder; allen wrench; cleaning brush.


*220V motor available at additional charge, ask for quotation

Diamond Models GN-2, GM-3, GT-M, GTX-L, GTX-3

Heavy duty diamond assembly with diamond insert.

Accessories

Duplicating Pantographs



An added feature for selected Engravographs allows large sized lettering.

- For engraving large letters with a 1:1 ratio
- Heavy duty pantographs built with ball bearings on all joints for ease of operation.


Rotating spindle type	TX	TX with additional motor	RX
Part Number	15-250-00	15-251-00	55-800-00

- **TX:** Models GTX-L/ITX-L, GTX-3/ITX-3, ITF-V.
- **RX:** Model IR-V

For previous models contact New Hermes for information.

Special Application Kits

New Hermes provides these Special Application Kits for you to upgrade your machinery and increase your capabilities for expansion into new markets without the need to purchase new equipment.



Flat Plate Kit

Created for engraving large name plates and signs on workholders with open construction. This kit provides a sturdy work area like that of the flat bed model machines.


Kit includes:

- Stainless steel flat plate
- Aluminum jig 8"

Flat Plate (Only)
Part Number
30-798-30

For Models GM-3, IM-3, GT-M, IT-M, GTX-L, ITX-L, GTX-3, ITX-3. Consult New Hermes for details on previous models.

Part Number
30-607-00



K-1 Kit

Designed to fit in New Hermes flat base machines with built-in 2-level brackets.* The K-Conversion kit adds the capability of engraving objects up to 1¾" in depth.

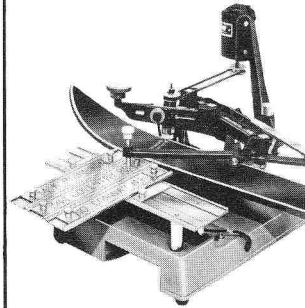
Kit includes:

- K-1 workholding vise (5" maximum opening) with jigs
- Holding studs

For all flat base machines with built-in 2-level brackets

Part Number
10-007-00

*For flat base machines without 2-level brackets, call for price and information. Specify machine model and serial number.



Ski Kit


For engraving skis and poles.

Kit includes:

- 3-line vertical copy holder with 6 end stops
- Ski and pole jigs
- Engravocolor stick (white)
- Diamond graver (1/8" shank)

Note: Kit must be used with motor and rotating cutter spindle. For machines without motor, (see pg. 14).

For Models GN-2, IN-2, GM-3, IM-3, GT-M, IT-M, GM, IM, GM-V, IM-V, GK, GK-V, IK-V Part Number
30-606-00



Optical Kit


For engraving on plastic lenses and eyeglass temples.

Kit includes:

- Optical lens jig (30-791-01) and temple jigs (30-710-00; 30-775-00)
- .005" tip cutter for acrylic lenses (1/8" shank)
- Diamond graver for metal temples
- Engravocolor stick (white)
- 35-30616 cursive style (supplemental assortment)

Note: Kit must be used with motor and rotating cutter spindle. For machines without motor, (see pg. 14).

For Models GN-2, IN-2, GM-3, IM-3, GT-M, IT-M, GM, IM, GM-V, IM-V, GK, GK-V, IK-V Part Number
30-605-00



Seal Kit

For seal engraving.

Kit includes:

- Seal indexing fixture to fit double-grooved copy holding slide, plus 2 dials with 45 characters in each for 1½", 1¾" and 2" diameter.
- 2 high speed steel cutters (1/8" diameter).


Seal indexing fixture may be used on models ITF-V and IR-V

Note: Must be used with motor and rotating cutter spindle. For machines without motor, (see pg. 14).

For Models GM-3, IM-3, GT-M, IT-M, GM, IM, GM-V, IM-V, GK, GK-V, IK-V Part Number
35-255-50

Copy Holding Slides

(With 2 End Stops and Centering Scale)
Placed on copy table, holds master copy type blanks during engraving.



Clamping Block Kit

For replacement on all slides.
Contains clamping blocks & screws.

33-509-01

		All Models
Copy Type Blank Size	Slide Length	Complete with clamping blocks and screws.
5/8"	18"	33-047-00
	26 1/2"	33-067-01
	36"	33-077-01
1 1/4"	18"	33-147-00
	26 1/2"	33-167-01
	36"	33-177-01
1 1/4" 2 3/4" Double-grooved	22"	33-257-00
	26 1/2"	33-267-01
	36"	33-277-01
4 1/2"	36"	33-477-01
Adjustable**	36"	33-877-00


*Not recommended for GM-3, IM-3, GT-M, IT-M, IM, GK, GK-V, IK-V, IL, IL-K

**Centering scales not available for this size.
Note: 18" and 22" Length Slides cannot be used on models GTX-3, ITX-3, IR-V, GTU-V, ITU-V

Converters for Double-grooved Copy Holding Slides

(With 2 End Stops)

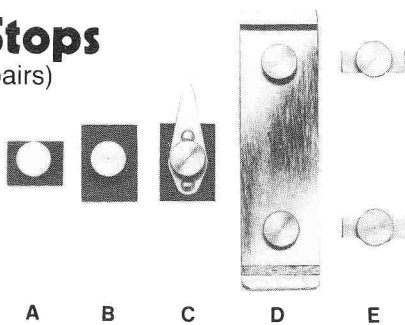
By sliding converter into standard 2 3/4" double-grooved copy slide, two lines of 1 1/4" copy blanks can be set up and engraved simultaneously.



Slide Length	Part Number
13 3/4"	33-320-00
22"	33-350-00
26 1/2"	33-360-00
36"	33-370-00

End Stops


(Sold in pairs)



End Stop	Copy Type Blank Size	Part Number
A	5/8"	33-521-02
B	1 1/4"	33-524-02
C	1 1/4" 2 3/4"	33-527-02
D	4 1/2"	33-534-01
E	Adjustable	33-515-00

Centering Scales

Enables quick centering of master copy type on copyholding slides



Copy Type Blank Size	Length	Part Number
5/8" 1 1/4"	18"	30-340-31
	26"	30-341-31
1 1/4" 2 3/4" For double-grooved copy slide	22"	30-343-31
	26"	30-344-31
	36"	30-345-31

Engraving Cutters (For rotating spindle with motor)

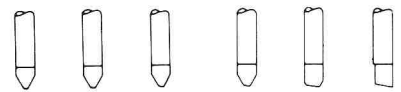
Recommended 1/8" shank cutter assortment



.015 .020 .030 .060 .090 .125

or any combination of 6. Intermediate widths available.

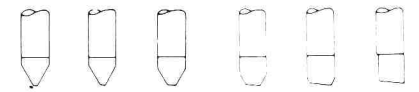
Recommended 1/64" shank cutter assortment



.015 .020 .030 .060 .125 .171

or any combination of 6. Intermediate widths available.

Recommended 1/4" shank cutter assortment



.020 .030 .060 .125 .187 .250

or any combination of 6. Intermediate widths available.

Machine Models Engraving Materials	1/8" SHANK DIAMETER for standard rotating cutter spindle IN-2, IM-3, IT-M, IM, IM-V, IK-V, IL, IL-K		1/64" SHANK DIAMETER for TX rotating cutter spindle ITF-V, ITX-L, ITX-3, ITX, ITF, ITF-K, IT-V, ITU-V		1/4" SHANK DIAMETER for RX rotating cutter spindle IR-V, IRX, IRX-K	
	High Speed Steel	Solid Carbide	High Speed Steel	Carbide Tipped	High Speed Steel	Carbide Tipped
STANDARD APPLICATIONS						
Phenolic	—	40-304-	—	42-004-	—	43-004-
Gravoply, Gravoply II, Gravloflex, Metallex	40-324-	40-307-	42-024-	42-007-	43-024-	43-007-
Acrylics, 2-Plex	40-327-	40-354-	42-027-	42-054- (90° for lettering under 1/2") 42-052-* (110° for lettering over 1/2")	43-027-	43-054- (90° for lettering under 1/2") 43-052- (110° for lettering over 1/2")
Aluminum† Brass, Precious Metals† Steel†	40-324-	40-306- (60° for lettering under 1/4") 40-319- (90° for lettering over 1/4")	42-024-	42-006- (60° for lettering under 1/4") 42-019- (90° for lettering over 1/4")	43-024-	43-006- (for lettering under 1/4") 43-019- (for lettering over 1/4")
SPECIAL APPLICATIONS						
Cutting Masters	40-323-	40-302-	42-023-	42-002-	43-023-	43-002-
Cutting Stencils	40-322-010	40-301-010	42-022-010	42-001-010	43-022-010	43-001-010
Engraving glassware (Used on TC/TC—2 models)	—	—	—	42-062-015** 42-061-030**	—	—
Optical (polycarbonate lenses)	40-329-	—	42-029-	—	—	—
Burnishing (for wider engraving on polished brass) 010-090 only	—	40-313-	—	42-013-	—	43-013-

Parallel cutters to engrave in material at 90° angle are available. For Radius cutters (U-shaped), contact New Hermes for information.

*For this cutter, a kit is required consisting of a nose with large clearance hole and retaining nut. (Part Number 30-593-00).

**Conical point cutters available.

† Use 60° included angle cutter on softer metals. Use 90° included angle cutter on harder metals.

Height of character	1/16"	1/8"	1/4"	5/16"	1/2"	3/4"	1"	1 1/4"	2"
	<h2>How to select cutting width</h2> <p>The width of cut is directly related to the height of the engraved character. For example, a 1/4" high engraved single line letter will require a .030" tip width cutter tip. This chart is a useful guide to help you select cutter tip widths for various engraved letter heights. Refer to Page 21 for type size and finished engraved size chart.</p> <p>When ordering remember to specify tip size.</p>								
Width of cutter	.015	.020	.030	.040	.060	.090	.125	.171	.250

Maximum widths of cuts obtainable:
 with 1/8" shank diameter-.125
 1/64" shank diameter-.171
 1/4" shank diameter-.250

Cutter Resharpener Services


Special cutters can be custom ground. Enclose a sample of the material to be engraved, finished letter height when engraving, and specify the serial number of your machine when asking for a quotation.

Our Sharpening Department will resharpen your cutters. However, cutters that have been tampered with or are beyond repair will not be resharpened.

Cutter	PLEASE MAKE SURE THAT EVERY CUTTER IS RETURNED TO US WITH ITS CUTTERHEAD. IN ORDER TO PERMIT US TO MAKE A FASTER DETERMINATION OF THE TYPE AND TIP OF YOUR CUTTER. THIS WILL EXPEDITE THE RESHARPENING AND RETURN TO YOU.
High Speed Steel	
Carbide Tipped	
Resharpener of Stylus	

Depth Regulator Noses

For rotating cutter spindles when engraving on irregular surfaces using the bottom spindle micrometer.



Nose	Cutter Point Up To	Clearance Hole	Standard (1/8" cutters) spindle Tx (1 1/64" cutters) spindle	Nose	Cutter Point Up To	Clearance Hole	Rx (1/4" cutter) spindle
A	.020"	.040"	30-300-00	C	.060"	.093"	30-310-00
B	.040"	.060"	30-301-00	E	.125"	.187"	30-311-00
C	.060"	.092"	30-302-01	F	.187"	.250"	30-312-00
D	.171"	.185"	30-303-02	G	.250"	.312"	30-313-00
Boxed assortment of four			30-314-00	Boxed assortment of four			30-315-00

Diamond Gravers

Used in rotating spindles **without motor power** to engrave on hardened metal surfaces or precious metals.



Rotating Spindle Type	Part Number
Standard (1/8" shank diameter) IN-2, IM-3, IT-M, IM, IM-V, IK-V, IL-K	40-436-020
TX (1 1/64" shank diameter) ITX-L, ITX-3, ITF-V, ITX, IT-V, ITF	42-036-020
RX (1/4" shank diameter) IR-V, IRX, IRX-K	43-036-020


Diamond Inserts

Used in diamond assembly on non-rotating spindles.



Insert	GN-2, GM-3, GT-M, GM, GM-V, GK, GK-V	GTX-L, GTX-3, GTU-V, GTX, GT-V, GTX-U
1/8" insert only	40-235-020	40-235-020
7/16" Shank including Diamond insert	45-335-21	45-435-21
1/8" insert for wider, deeper engraving on soft metals such as gold, silver, or pewter.	40-253-020	40-253-020

"Feather Touch" Ball Bushing Diamond Assembly

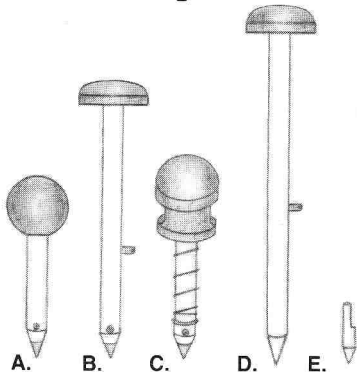


For Models GTX-L, ITX-L, GTX-3, ITX-3, GTX, ITX, GT-V, IT-V, GTX-U, ITX-U, GTU-V, ITU-V
This attachment is particularly suited for engraving on silver, pewter and very soft metals. It can be purchased with a new machine, **with a deduction allowed for the standard diamond assembly.**

Feather Touch Ball Bushing Diamond Assembly.	15-200-06
1/8" insert for Ball Bushing Assembly.	40-200-020 (1" long)
	40-135-020 (3/16" long)

Tracing Styluses

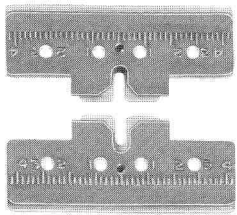
A new or well maintained tracing stylus prolongs life of master copy type.



Machine Model	Carbide Tipped
A. GN-2, IN-2, GM-3, IM-3, GT-M, IT-M, GM, IM, GM-V, IM-V, GK, IK, GK-V, IK-V, IL, IL-K with removable insert	65-578-20
B. GTU-V, ITU-V, GTX, ITX, GT-V, IT-V, GTX-U, ITX-U, ITF, ITF-K with removable insert	58-641-20
C. ITF-V, GTX-L, ITX-L, GTX-3, ITX-3 (short) with removable insert	58-285-20
D. IR-V, IR, IRX, IRX-K	55-646-20* 55-647-20
E. Insert only**	58-642-32
Hex Key for Insert	61-245-00

*Hardened tool steel


Interchangeable Holding Jigs*



For Jewelry and Nameplates

For all models

Part Number
30-765-00




For Watches and Lighters and Computer Keys

For all models

Part Number
30-766-00

35.00




For Signet Rings

With Steel Rod

For all models


Part Number
30-745-00



For Football Charms and Bangle Bracelets

For all models


Part Number
30-716-00



For Crucifixes and Crosses

For all models

Part Number
30-751-00



For Irregular Shapes

With positioning pins to clamp odd-shaped items.

For all models 6 Extra Pins

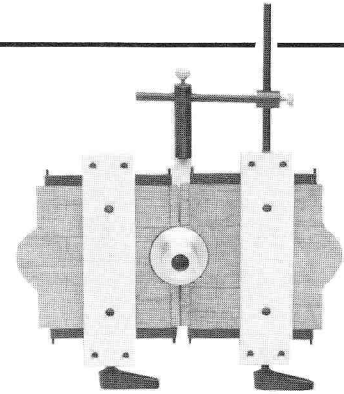
Part Number
30-711-00

Part Number
32-304-20

For Multi-Purpose Use

For items of varied shapes & sizes
For all models (except GN-2, IN-2, GM, GM-V)

Part Number
06-243-00




For Flatware

To locate engraving position on each piece. For most sizes, shapes and patterns.

For all models

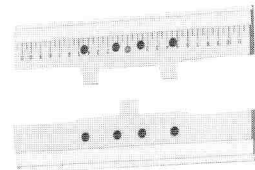
Part Number
30-701-01



For Pens and Tubular Objects

For all models

Part Number
30-706-00




For Cross Pens

Includes centering bar.

For all models


Part Number
30-721-01



For Skis and Ski Poles

For all models

Part Number
30-763-01




Vertical Slide Assembly to engrave on skis or very long objects (See Page 8)

Part Number
33-512-02


For Eyeglass Temples

For all models	Part Number
For wide temples	30-710-00
For narrow temples	30-775-00



For Plastic Lenses

For all models	Part Number
Left side optical lens	30-791-01
Right side optical lens	30-794-01




*Models ITF-V, IR-V, IL-K, ITF-K, IRX-K require K-1 Workholder #51-360-00.

Interchangeable Holding Jigs*

For Nameplates with Adjustable Stop

For quick repetitive set up of similar items.

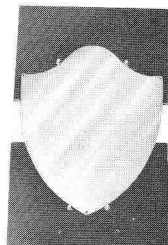


	Part Number
6" long (plastic) for all models	30-777-00
8" long (aluminum) for all models (not for use on model GN-2, IN-2)	30-778-01
12" long (aluminum) for Models GT-M, IT-M, GTX-L, ITX-L, GTX-3, ITX-3, GTX, ITX, GT-V, IT-V, GTX-U, GTU-V, ITU-V	30-730-00

For Plaques

Includes 6 positioning pins

	Part Number
For Models GK, GK-V, IK-V	30-769-00
For Models GT-M, IT-M, GTX-L, ITX-L, GTX-3, ITX-3, GTX, ITX, GT-V, IT-V, GTX-U, GTU-V, ITU-V	30-719-20




12 Extra Pins

Part Number
30-776-01

For Trays

Used with jig for plaques.
4 holding blocks to hold trays.

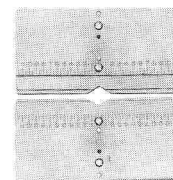


	Part Number
For Models GK, GK-V, IK-V	30-754-00
For Models GT-M, IT-M, GTX-L, ITX-L, GTX-3, ITX-3, GT-X, ITX, GT-V, IT-V, GTX-U, ITX-U, GTU-V, ITU-V	30-720-00


Machine Base Jigs

For Machine Models ITF-V, IR-V, IL, IL-K, ITF, IRX only


For Nameplates	Part Number
4" long for IL Models	30-761-01
6" long for Models ITF and IRX (machines starting with serial number 276300 and up), ITF-V, IR-V	30-752-00
6" long for Models ITF (machines with serial number up to 74251) and IRX (machines with serial number up to 276264)	30-752-20



For Thin Plates With Hold-Down Springs	Part Number
6" long for Models ITF and IRX (machines starting with serial number 276300 and up), ITF-V, IR-V	30-795-00



For Badges	Part Number
Hold alligator, snap-clip and slip-on pocket badges. 3" long for Models ITF-V, IR-V, IL, IL-K, ITF, IRX	30-712-45




Cones

Cones For Cylindrical Objects

For Models GT-M, IT-M, GTX-L, ITX-L, GTX-3, ITX-3, GTX, ITX, GTV, ITV, GTX-U, ITX-U, GTU-V, ITU-V


Diameter	Part Number
Up to 3 3/8"	30-802-01 *
Up to 3 1/2"	30-803-01 *
Up to 5"	30-815-01
Up to 6"	30-813-01
Up to 8"	30-807-01 **
Up to 11 1/4"	30-809-00 **
Up to 15"	30-810-00 **



* These are the only size cones that can be used with models GT-M, IT-M
** Only for models GTX-3, ITX-3, GTU-V, ITU-V, GTX-U, ITX-U

8" Bowl Adapter

This adapter increases the engraving capacity to include cups and bowls up to 8" in diameter.




	Part Number
For Models GTX-L, ITX-L, GT-X, IT-X, GT-V, IT-V	30-854-00

Modified diamond assembly for use with 8" Bowl Adapter (not required on model GTX-L, ITX-L)

Part Number
58-732-01

Auto-Indexing System

Designed for repetitive engraving of multi-letter work on cylindrical objects.




	Part Number
Available only for GTX-L, ITX-L, GTX-3, ITX-3, GT-X, IT-X, GT-V, IT-V, GTX-U, ITX-U, GTU-V, ITU-V (Standard equipment on GTX-L, ITX-L, GTX-3, ITX-3)	36-050-00

Special Jigs & Cones can be designed for all your needs. For price and delivery information, send us a sample of the object to be engraved and specify the serial number of your machine.

Motor and Rotating Spindle Attachments

- A motor and rotating spindle mounted on your machine will allow you to control and vary both depth and width of cut while engraving on plastics and/or metals.
- Attachment supplied with:
 - Universal 115V motor with pulley and belt (220V motor available)–
 - Motor bracket
 - Ball bearing spindle with automatic micrometer depth adjustment
 - 1 regulator nose with .187" clearance hole
 - 1 pair of jigs (30-767-00)
 - 1 rotating carbide cutter for plastic engraving (.030" cutter point)
 - Cleaning brush
 - Cutter wrench
 - Allen wrench
 - Cutter holder
 - Practice material

Photograph exemplifies items received with motor and rotating spindle attachment only.



Model	GN-2	GM, GM-V	GK, GK-V	GM-3	GT-M	GTX-L, GTX-3, GT-X, GT-V, GTX-U, GTU-V
Part Number	19-101-00	11-008-00	12-011-24	10-550-00	17-550-00	15-008-23

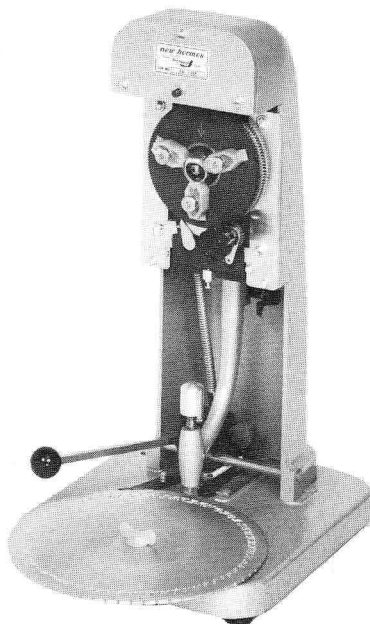
Motor Belts

Rubber Belts

Machine Model	Length	Part Number
IN-2, IM, IM-V. Motor Attachments for GN-2, GM, GM-V	19"	30-218-00
IM-3, IK, IK-V, IL, IL-K, IRX. Motor Attachments for GM-3, GK, GK-V	23"	30-215-00
IR or IRX-II beginning with serial numbers 275,000 up to 275,556	27"	30-216-00
ITX-L, ITX-3, ITF-V, ITU-V, ITF, ITF-K. Motor Attachments for GTX-L, GTX-3, GTX, GT-V, GTX-U, GTU-V	15"	30-213-00
Cutter Grinder	18"	30-214-00
Beveler B-4, B-3, B-2	9½"	30-211-00
Beveler B-6	8"	57-622-00
Sold in sets of 2 For Idler Arm Assembly Machines (IT-M, IR-V, IRX, IRX-K)		55-536-00 Cloth Belts

Auxiliary Equipment

For Ring Engraving



RV-II Ring Engraver

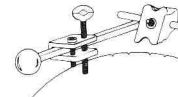
Engraves the **inside** of rings.

- Automatically centers ring in clamping jigs.
- Synchronized, one-step engraving and spacing
- Diamond insert for hand engraving effect.

Part Number
59-300-00

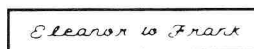

Depth Control Stop Assembly

For ease of operation in maintaining a constant depth on ring engraving.




Part Number
23-020-20

Copy Dials include letters & numbers



Extended Gothic and Tilted Block (Standard with RV-II)	Part Number 35-207-00
Extra Condensed Block	Part Number 35-209-00
For 2-line Engraving	Part Number 35-210-00
Connecting Script Dial	Part Number 23-100-00



Jigs Set of 3

Part Number
59-384-00


Tracing Stylus

Part Number
59-051-30

Diamond Insert

Part Number
40-134-02

For Sharpening



Part Number
52-400-00

Model CG-5 Cutter Grinder

Sharpens and maintains rotating cutters for precision engraving.

- Quick setting for angular and clearance uniformity.
- Universal Motor, 115V (220V available)
- Precision grinding with .001" micrometer adjustments.
- Cutter remains in grinder from start to finish.
- Interchangeable grinding wheels for carbide or high speed steel cutters.
- Repetitive grinding of angles and clearance without resetting.
- Grinds spherical cutters.
- Grinding wheel mounted on a ball bearing spindle and belt driven for vibration-free operation.
- Detailed instruction manual for easy mastery of operation.
- Standard equipment includes:
 - Diamond dresser.
 - Grinding wheel for high speed steel cutters.
 - Collet (choice of 1/8", 1/64", 1/4", or 5/16"). Please specify when ordering.

Diamond Dresser

For CG-5 Cutter Grinder and CG-4 Cutter Grinder

Collet Size	Part Number
1/8"	30-274-00
11/64"	30-275-00
1/4"	30-276-00
5/16"	30-277-00

Dressing stick for resin bound diamond wheel (CG-5 & CG-4)

1/4"	30-280-00
------	-----------



Grinding Wheels




FOR CARBIDE CUTTERS	FOR HIGH SPEED STEEL CUTTERS	Part Number
	2 1/4" carborundum grinding wheel	30-271-00
2 1/4" silicon carbide wheel for rough grinding		30-272-00
2 1/4" resin bound diamond wheel		30-273-01

Grinder Collets



Cutter Size	Part Number
1/8"	30-236-00
11/64"	30-237-00
3/16"	30-238-00
1/4"	30-239-00
5/16"	30-240-00
Taper shank adapter (to be used with 5/16" collet)	30-241-00

For Cutting



New Hermes Safety Saw®

Part Number
25-302-00

Patented table saw with built-in chip collection system for plastic fabricating.

- Heavy-duty steel frame and extra large table handle sheets up to 24" wide by 1/4" thick.
- Carbide-tipped saw blade.
- Chip and dust collecting system.
- Automatic width-of-cut adjustment for repetitive cutting.
- Calibrated adjustable bank for strips and nameplates.
- Thumb switch for quick on/off.

Carbide-tipped saw blade

Part Number
25-325-00

Table Shear with Safety Guard

Will cut nameplates, strips, panels.

- With clean edges
- Cuts 12" wide by any length
- Equipped with safety guard



Shear for Metal

For cutting Engravers and Trophy Brass up to .025, Aluminum up to .040.

Part Number
25-120-01

Shear for Plastic

For cutting flexible plastics such as Gravoply®, Metallex®, Gravoflex® up to 1/16". (Not for cutting phenolics or any other rigid plastic.)

Part Number
25-160-01

Spare Blades

Upper blade (plastic) (metal)	Part Number 25-151-30 25-101-30
Lower blade (plastic & metal)	Part Number 25-152-30

For Beveling and Bending


B-6 Beveler

Heavy-duty industrial beveler engineered for continuous operation on virtually all material up to 1/4" in thickness.

- Cutter spindle with shielded ball bearings and 1/4" shank diameter cutter.
- Automatic corner rounding capability.
- Dual micrometer system for controlling depth, angle of beveling, and corner rounding.
- Built-in chip removal system for dust-free operation.
- Cutter guard to insure safe operation.

1/4" Bevel and Border Cutters

Application	Part Number
For 30° angle	43-510-000
For 45° angle	43-511-000
Border cutter for all border widths from 1/32" to 1/8"	43-512-250



Part Number
27-100-00


B-4 Beveler

Portable beveler for small size plastic or metal sheets.

- Cutter spindle with shielded ball bearings and 1/8" shank diameter cutter.
- Built-in assembly for adjusting thickness of beveling.

1/8" Bevel and Border Cutters

Application	Part Number
For 30° angle	40-510-000
For 45° angle	40-511-000
Border cutter for all border widths from 1/32" to 1/8"	40-512-000



Part Number
57-350-02

Strip Heater


For bending all thermo-plastic materials into pocket badges, easels, etc.

- 18" long effective heating length of element.
- Heating element insulated from frame.
- Adjustable temperature control.
- Precision temperature indicator.
- Pilot light safety.
- Calibrated back stop simplifies parallel bends.
- Adapter for bending pocketbadges.


Bending Fixture

Designed to hold repetitive bends. Use for slip-on pocket badges or easel type signs and nameplates made of thermoplastic materials.

- Effective bending area of 18".



Part Number
25-200-00



Part Number
25-250-00


Engraving Aids



Foot Switch

To turn on the motor just when required at the touch of your foot.

Part Number
31-081-00



Cutter Holder

For storage of engraving cutters.

Part Number
47-005-00

Wrenches

On diamond insert, for replacement.


Part Number
31-202-00

On rotating cutters, for adjusting cutter length.

Part Number
31-210-00

Swivel Tray

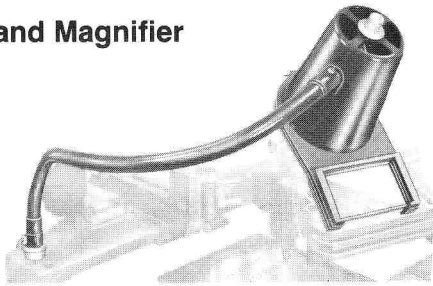
Adjustable tray to mount on the posts of the machine so copy type and work material are readily accessible. Tray sold individually.



For Models GTX-L, ITX-L, GTX-3, ITX-3, GTX, ITX, GT-V, IT-V, GTU-V, ITU-V

Part Number
30-371-20

Lamp and Magnifier



- Eliminates glare from overhead lighting
- Magnifier attaches easily to lampshade and is ideal for close-up examination of engraving.

Lamp

Part Number
30-287-00

Magnifier

Part Number
30-294-00

Lamp & Magnifier Combination

Part Number
30-295-00

Mounting Clamp for Lamp: GM-3/IM-3, GT-M/IT-M

Part Number
58-546-20

C-Clamp #30-289-00 is required for Model GN-2/IN-2 when ordering lamp or lamp & magnifier combination.



Machine Stand

Allows operation in a comfortable sitting position.
• Equipped with 2 shelves for extra storage space.

For Models GTX, ITX, GT-V, IT-V

Part Number
30-360-00

For Models GTX-L, ITX-L

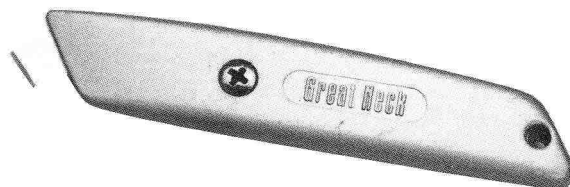
Part Number
58-500-00

Scoring Tool

Stock Number
25-050-00

For cutting thermoplastic materials.

- Heavy duty metal grip insures accurate scoring.
- 2 spare blades stored in handle.



Engraving Supplies

Engraver's Enamel

For filling engraving in metal and plastic. Available in 1/2 pint cans. Not recommended for use on Metallex, Gravoply II and gold and silver backed 2-Plex for reverse engraving.

Color	Stock Number
White	30-450-31
Gold	30-450-32
Red	30-450-34
Black	30-450-35
Green	30-450-36
Blue	30-450-37
Yellow	30-450-38



Aloxide & Gravoxide

Both solutions induce a chemical reaction that permanently blackens engraved areas for a strong contrasting effect that makes engraving more legible. Apply with applicator, let dry, wipe surface clean.

Product	Stock Number	
Aloxide	30-406-01	Bottle
Gravoxide	30-461-01	Bottle



*Use on lacquered brass.



Use on anodized aluminum

*Edges of brass badges should not be exposed to Gravoxide.

Engravocolor Sticks

For brushless color filling of plastics only. When ordering Engravocolor sticks separately, specify stock number and quantity for each color.

Color	Stock Number
White	30-465-31
Gold	30-465-32
Silver	30-465-33
Red	30-465-34
Black	30-465-35
Green	30-465-36
Blue	30-465-37
Yellow	30-465-38



Pre-packed carton of 12 sticks (3 each black and white, 1 each of other colors.)

Stock Number
30-465-00

Engravolube


Special engraving lubricant to prolong the life of cutting tools and produce a clean, smooth cut on hard metals. Prevents burrs. A must for engraving silver-finished brass name plates and badges.



Stock Number	
30-460-01	Bottle

Tape

Cloth Tape for attaching individual master templates and copy type when layout requires. 1" x 25-yard roll.



Stock Number
30-447-00

Engraving Supplies Kit

A specially prepared kit of assorted New Hermes Engraving Supplies for the new engraver or, for that matter, any engraver.

This kit includes:





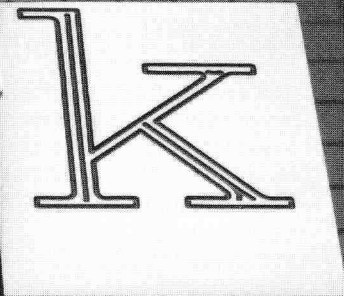




- 1 Bottle Aloxide
- 1 Bottle Gravoxide
- 1 Can Engraver's Enamel (1/2 pint)
- 3 Engravocolor Sticks (assorted)



Stock Number
30-612-00

For mounting tapes and glues for materials, refer to "New Hermes Materials and Accessories Catalog."

BRASS MASTER COPY TYPE



How to Select and Order Master Copy Type

Select the Suitable Engraving Process for Your Particular Needs:

The standard cutting instrument supplied with your Engravograph® is your first step in selecting the master copy type suitable for your engraving needs. Whether a new machine buyer or established engraver, both engraving processes listed can be done with your machine.* Our machines have been designed for upgrading from diamond drag to rotary power or by purchasing a diamond graver for a rotary unit these engraving effects can be easily achieved.

Diamond drag engraving creates quality engraving comparable to hand engraving. The width of stroke created is constant and does not vary in depth. Diamond drag engraving

is recommended for soft metals such as pewter, silver or gold, as well as other metals including stainless steel. It is ideal for engraving jewelry, silverware, trophies and awards.

Rotary engraving is a routing process utilizing a motor-driven rotating cutter to produce a clean, sharply defined character. The width of cut is determined by the cutter dimension. The depth of cut is controlled by the spindle micrometer setting. It is suitable for all types of commercial and industrial work. Unlike diamond drag engraving, rotary engraving is the only means in which to engrave plastic materials.

Select a Master Copy Type for Your Engraving Process:

All the Master Copy Type styles displayed in our catalog are particularly suited for either or both types of engraving described above. We have, therefore, identified the most appropriate use for each Master Copy Type style.

Master Copy Type styles marked with ◯ are best suited for rotary engraving and Master Copy Type Styles marked with ◇ are recommended for diamond drag engraving.

Many Copy Type styles can be used for both types of engraving. The symbol used first shows the most appropriate use. The recommended use depends on the size of the type. Variations from the general recommendation are specified next to the stock number of a particular type size.

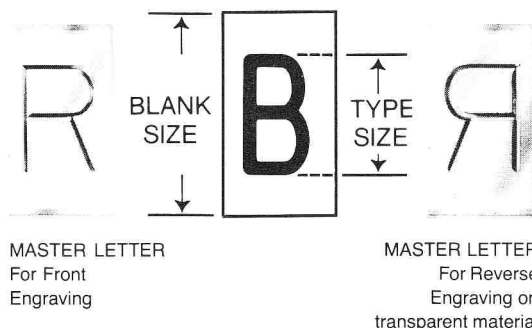
Choose the Correct Copy Slide by Determining Blank Size and Type Size of Copy Type:

The *type size* determines the range of finished letter heights that can be engraved from a set of type. New Hermes Engravographs are equipped with multi-ratio pantographs and up to 26 different finished sizes can be reproduced from each Master Copy Type size.

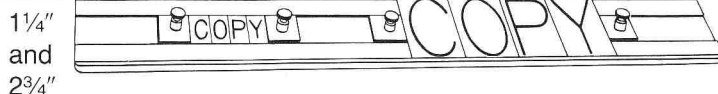
Select the *blank size* that matches the width of your copy holding slide. Copy holding slides are available in four standard sizes: 5/8", 1 1/4", 2 3/4" (double grooved: with a slide converter, can be changed to two lines of 1 1/4" blanks) and 4 1/2". Other blank sizes fit our adjustable copy holding slides.

Selected Master Copy Type styles are available in various blank sizes and type sizes for reverse engraving.

Adjustable copy slide available for some machines for templates 4 1/2" and larger in blank size; eliminates affixing these templates to copy table with tape.



Double Grooved



Refer to Page 9 for Copy Slides

Determine Type Size Selection from the Engraved Letter Heights

Determine the maximum and minimum engraved letter heights you are likely to engrave.

Using the engraved letter size chart, select the type size that will yield the maximum engraved letter height with the largest pantograph ratio setting on your Engravograph (generally 2:1 or 2.5:1). Then select the type size that will yield the minimum engraved letter height with the smallest pantograph ratio setting on your Engravograph (either 7:1 or 8:1).

Once you have identified the type sizes needed, select the

blank size that matches your copy holding slide width with the type style availability.

The chart below gives the finished engraved letter heights obtained from different type sizes at different ratio settings. The Pantograph system reduces the master copy in relation to the ratio used. For example: a ratio setting of 4:1 reduces the master copy to ¼ of the original size. When purchasing master copy type please note the ratios available on your machine.

TYPE SIZE	Pantograph Ratio Setting										
	1	2	2½	3	3½	4	4½	5	6	7	8
FINISHED ENGRAVED SIZE OBTAINED											
5/16"	5/16"	5/32"	1/8"	7/64"	3/32"	5/64"	.070"	1/16"	.052"	3/64"	.030"
1/2"	1/2"	1/4"	3/16"	11/64"	5/32"	1/8"	7/64"	3/32"	5/64"	.071"	1/16"
5/8"	5/8"	5/16"	1/4"	7/32"	3/16"	5/32"	9/64"	1/8"	7/64"	3/32"	5/64"
1"	1"	1/2"	13/32"	11/32"	9/32"	1/4"	7/32"	13/64"	11/64"	9/64"	1/8"
1½"	1½"	3/4"	19/32"	1/2"	7/16"	3/8"	21/64"	19/64"	1/4"	7/32"	3/16"
2"	2"	1"	13/16"	21/32"	9/16"	1/2"	7/16"	13/32"	21/64"	9/32"	1/4"
2½"	2½"	1¼"	1"	13/16"	23/32"	5/8"	9/16"	1/2"	27/64"	23/64"	5/16"
4"	4"	2"	1-19/32"	1-11/32"	1-5/32"	1"	57/64"	51/64"	43/64"	37/64"	1/2"
6"	6"	3"	2-13/32"	2"	1-23/32"	1½"	1-21/64"	1-13/64"	1"	55/64"	3/4"

Finished Engraved letter height ¼"
 =
 Type size 1"
 Pantograph Ratio setting 4


Refer to Page 10 for Cutter Selection

Determine the Master Copy Type Font Assortments in Relationship to Your Choice of Style:

Each Master Copy Type style is available in a particular font assortment. Refer to **page 25** for the various assortments available. The font assortment determines the form of letters, numerals and punctuations included in the Master Copy Type set. For example, Cap Letters with 2/3 High Letters; Cap Letters with Lower Case Letters, Caps with Small Caps and Monogram Letters.



Some popular fonts are made in **QuickType**, which, due to its special shaped cut corners, allows quick setup and interchanging of individual letters from any part of the composition. Sets are marked with a **Q**.

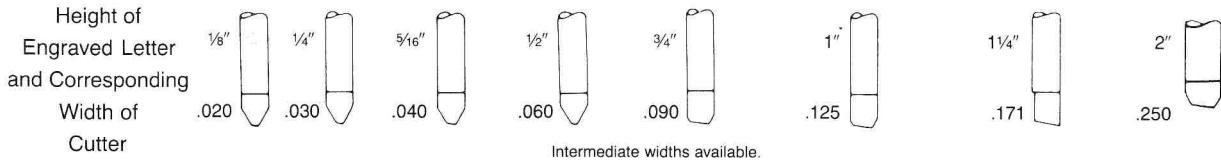


Standard assortments of Master Copy Type are delivered in a durable plastic box; partitioned to insure easy selection and storage of individual characters of type. **Replacement boxes are available.**

FOR COMMERCIAL AND INDUSTRIAL WORK WITH ROTARY ENGRAVING

Visual Chart of Engraved Letter Heights of Type Sizes and Ratios

Different type sizes and Pantograph ratio settings yield different letter heights. The letter thickness depends on the cutter tip size selected. Remember to use the proper tip size for the letter height desired. The tip sizes indicated below give you an indication of just how important the tip size of the cutter is in relationship to the finished engraved letter.







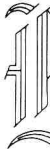
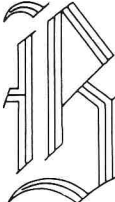










TYPE SIZE	Ratio: 8:1	Ratio: 7:1	Ratio: 6:1	Ratio: 2 1/2:1	Ratio: 2:1
5/16"	B	B	B	B	B
5/8"	B	B	B	B	B
1"	B	B	B	B	B
1 1/2"	B	B	B	B	B
2"	B	B	B	B	B
2 1/2"	B	B	B	B	B
4"	B	B	B	B	B

Actual overall size will be 1/8" plus cutter width

FOR DIAMOND DRAG ENGRAVING OF JEWELRY, SILVERWARE, TROPHIES AND AWARDS.

Visual Chart of Popular Styles and Sizes ◇

Letter thickness remains constant

Stock No.	Type Size	7:1	6:1	5:1	4:1	3:1	2½:1	2:1
35-310	5/8"	Richard 5/64"	Richard 7/64"	Richard 1/8"	Richard 5/32"	Richard 13/64"	Richard 1/4"	Richard 5/16"
35-320	1"	MEL 9/64"	MEL 11/64"	MEL 13/64"	MEL 1/4"	MEL 21/64"	MEL 13/32"	MEL 1/2"
35-335	3/8"	<i>Evelyn</i> .05"	<i>Evelyn</i> .06"	<i>Evelyn</i> .07"	<i>Evelyn</i> 3/32"	<i>Evelyn</i> 9/64"	<i>Evelyn</i> 5/32"	<i>Evelyn</i> 13/64"
35-337	3/4"	<i>Betty</i> 3/32"	<i>Betty</i> 1/8"	<i>Betty</i> 5/32"	<i>Betty</i> 3/16"	<i>Betty</i> 1/4"	<i>Betty</i> 5/16"	<i>Betty</i> 3/8"
35-339	1/4"	<i>Karen</i> 3/32"	<i>Karen</i> 1/8"	<i>Karen</i> 5/32"	<i>Karen</i> 3/16"	<i>Karen</i> 1/4"	<i>Karen</i> 5/16"	<i>Karen</i> 3/8"
35-331	2"	 9/32"	 21/64"	 13/32"	 1/2"	 21/32"	 13/16"	 1"
35-355	1-1/2"	 7/32"	 1/4"	 5/16"	 13/32"	 17/32"	 5/8"	 25/32"
Stock No.	Type Size	7:1			2½:1			2:1
35-327	2"	PEGGY			PEGGY			PEGGY
35-354	2½"							

Ordering Master Copy Type

BEFORE ORDERING

Once you have followed the previous steps in selecting your copy type, the final step is ordering. Besides the style and assortment choices to be made, please note the following important information and reminders:

- When choosing copy type the largest size finished letter that will be produced is approximately 1/2 the size of the type size of the copy type.
- Should you require the exact size engraved as that of the type size, a 1:1 pantograph is available for some machines.
- Remember to match slides and copy type blank sizes.
- For rotary engraving, order the appropriate cutter tip sizes for the range of work possible from the type style chosen.
- To produce wider lettering than the maximum tip size available for your model machine, multi line type fonts avail you the wider stroke letters by completely routing out the letter. The cutter tip size used in multi line routing should be chosen in relationship to routing out the distance between lines not the widest tip available for your cutter shank. If using the widest tip in routing the detail of the lettering will not be achieved. In addition, multi line lettering should be engraved from the inside outward. Multi line lettering can also be used as an outline and produces square corners in the finished engraving.

SPACERS

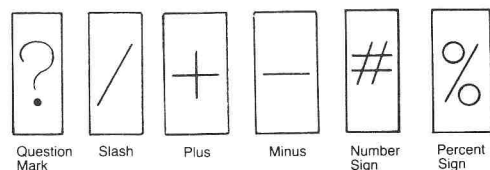
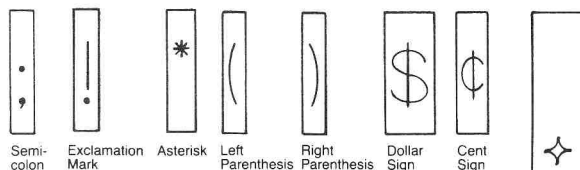
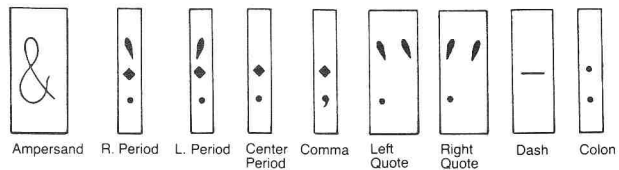
Spacers are determined by the blank size of the type style. Blank spacers for type styles are available for replacement or as an addition to those furnished in the style assortments (see Page 25). When ordering spacers if the type style is Quick-type please indicate.

Stock No.	Width of Spacer	Blank Size of Type
35-920-00	1/16"	5/8"
35-921-00	1/8"	5/8"
35-922-00	1/4"	5/8"
35-925-00	1/16"	1 1/4"
35-926-00	1/8"	1 1/4"
35-927-00	1/4"	1 1/4"
35-930-00	1/8"	2 3/4"
35-931-00	1/4"	2 3/4"
35-932-00	1/8"	4 1/2"
35-935-00	1/4"	4 1/2"

For spacer widths not indicated you may fashion your own from Beveled Strips of Brass. See pg. 38.

- Prolong the life of your copy type with a constantly sharpened or new stylus.
- Standard assortments are furnished in durable plastic boxes. Supplemental assortments are sent in durable cardboard boxes.
- Additional plastic type boxes may be purchased.
- Replacement of worn type will improve on your engraving results.
- Assortment choice is a vital decision to be determined after choosing the appropriate style to suit your engraving needs. Whether choosing type for the first time or adding to your existing styles of type remember variety of styles opens new markets.
- Although additional individual pieces of type can be ordered, it is recommended that you consider a supplemental assortment. Check the quantity of letters available in the supplemental assortment and your requirements. Individual letters ordered at branch locations are normally forwarded to New York for processing. Your style # is found on a tab on the copy type box or you may furnish us with a piece of type which will be returned to you or a pencil rubbing of the letter. Simplify your setups and expenditures with a supplemental assortment.
- To assist in delineating the punctuation marks available in the different assortments and for ordering, the following chart represents our name for these punctuation marks:

PUNCTUATION MARKS



WHERE THERE IS A RIGHT AND LEFT PUNCTUATION, PLEASE INDICATE CHOICE WHEN ORDERING.

Font Assortments

STD = STANDARD ASSORTMENT
SUP = SUPPLEMENTARY ASSORTMENT

- The font assortment determines the form of letters, numerals and punctuations included in the Master Copy Type set.
- The supplementary assortment together with the standard assortment make up a large font.

- Standard and supplementary assortments can be purchased separately.
- Selected fonts have slight variations from assortment due to specificity of type.
- Total quantity count includes spacers.

<p>STD 01 TOTAL 160</p> <p>CAPS AAAAA BBBB CCC DDDD EEEEE FFFF GGGG HHHH IIIII JJJ KKKK LLLLL MMMM NNNNN OOOOO PPPP Q RRRR SSSS TTTT UUUU VVV WWW XX YY ZZ</p> <p>¾ HIGH LETTERS †† AC ††† C 11223344556677889900 & ; ! () \$ % ? / + - * # % :</p> <p style="text-align:right">30 Spacers †</p>	<p>SUP 15 TOTAL 65</p> <p>CAPS A B C D E F G H I J K M O Q R R S S T U V W X Y Y</p> <p>¾ HIGH LETTERS D E H I J L M N O R R S S T U 1 2 3 4 5 6 7 8 9 0 ; ; ! () \$ % ? / + - * # % :</p>
<p>STD 03 TOTAL 157</p> <p>CAPS AA BB CC DD EE FF GG HH II JJ KK LL MM NN OO PP Q RR SS TT U V WW X Y Z</p> <p>LOWER CASE aaa bb cc dd eee ff gg hh iii jj kk ll mm nn ooo pp q rr ss tt uu vv w x y z 11223344556677889900 & ; ! () \$ % ? / + - * # % :</p> <p>Connecting script type faces have only 2 engraved spacers  and 2 engraved end pieces </p> <p style="text-align:right">30 Spacers †</p>	<p>SUP 16 TOTAL 99</p> <p>CAPS A B C D E F G H I J K L M N O P Q R S T U V W X Y Z</p> <p>LOWER CASE aa bb cc dd ee ff gg hh ii jj kk ll mm nn oo pp rr ss tt uu vv ww x y z 1234567890 ? \$ % / + - ! ; () * . % # ††† C</p>
<p>STD 05 TOTAL 157</p> <p>CAPS AA BB CC DD EE FF GG HH II JJ KK LL MM NN OO PP Q RR SS TT U V WW X Y Z</p> <p>SMALL CAPS AAA BB CC DD EEE FF GG HH II JJ KK LL MM NN OOO PP Q RR SS TT UU VV WW X Y Z 11223344556677889900 & ; ! () \$ % ? / + - * # % :</p> <p style="text-align:right">30 Spacers †</p>	<p>SUP 17 TOTAL 99</p> <p>CAPS A B C D E F G H I J K L M N O P Q R S T U V W X Y Z</p> <p>SMALL CAPS AA BB CC DD EE FF GG HH II JJ KK LL MM NN OO PP RR SS TT UU VV WW X Y Z 1234567890 # ? \$ % / + - ! ; () * . % ††† C</p>
<p>STD 07 TOTAL 97</p> <p>CAPS AA BB CC DD EE FF GG HH II JJ KK LL MM NN OO PP Q RR SS TT UU VV WW X Y Y Z</p> <p>¾ HIGH LETTERS †† AC E 11223344556677889900 & ; ! () \$ % ? / + - * # % :</p> <p style="text-align:right">20 Spacers</p>	<p>SUP 18 TOTAL 71</p> <p>CAPS AA B C D EE F G H I J K L M N OO P RR S S T U Z</p> <p>¾ HIGH LETTERS ††† C D H I J L M N O R R S S T U 1234567890 # ? \$ % / + - ! ; () " ' -- * ; ; %</p>
<p>STD 09 TOTAL 26</p> <p>CAPS A B C D E F G H I J K L M N O P Q R S T U V W X Y Z</p> <p style="text-align:right">2 Center periods</p>	<p>STD 10 TOTAL 60</p> <p>CAPS A B C D E F G H I J K L M N O P Q R S T U V W X Y Z</p> <p>1 2 3 4 5 6 7 8 9 0 . , - &</p> <p style="text-align:right">20 Spacers</p>
<p>STD 11 TOTAL 124</p> <p>CAPS A B C D E F G H I J K L M N O P Q R S T U V W X Y Z</p> <p>LOWER CASE aa bb cc dd ee ff gg hh ii jj kk ll mm nn oo pp q rr ss tt uu vv ww x y z & ; ! () \$ % ? / + - * # % :</p> <p>11223344556677889900 20 Spacers</p> <p>Connecting script type faces have only 2 engraved spacers  and 2 engraved end pieces </p>	<p>STD 12 TOTAL 50</p> <p>CAPS AA BB CC DD EE FF GG HH II JJ KK LL MM NN OO PP Q RR SS TT UU VV WW X Y Z</p> <p style="text-align:right">2 Center Periods</p> <p>STD 13 TOTAL 80</p> <p>A B C D E F G H I J K L M N O P Q R S T U V W X Y Z</p> <p>Includes 26 Left, 26 Center, 26 Right and 2 Center Periods.</p> <p>STD 14 Foreign Languages & Special Assortments.</p>

† Sets of Master Copy Type on 2¾" blanks are supplied with 20 spacers.
 †† Font includes some ¾ high single alphabet letters for words such as MAC etc.
 ††† Font includes high "c" for alternate form of M.

Master Copy Type Styles





Type faces marked with a  available in **QuickType**®

- The inserts labeled "Mastercopy" represent the various type styles engraved at the same ratio setting. The purpose of these inserts is to compare the type styles from the point of view of letter spacing and size.
- When some styles appear the same in type and blank size, it is the assortment that is the main difference. These font assortments have been **bold faced**.
- **Type sizes have been shaded in grey.** Blank size represents total size of brass and corresponding size of copy slide required.

Sans Serif Styles











Regular Block

MASTERCOPY
 ABCDEFGHIJKLMNOPQRSTU
 VWXYZ 0123456789

STOCK NO.	FONT ASS'T	TYPE SIZE	BLANK SIZE
35-003	STD-01 SUP-15	5/8"	5/8"
35-004	STD-01 SUP-15	5/8"	1 1/4"
 35-005	STD-01 SUP-15	1"	1 1/4"
35-006	STD-01 SUP-15	1 1/2"	2 3/4"
 35-007	STD-01 SUP-15	2"	2 3/4"
 35-008	STD-07 SUP-18	2 1/2"	2 3/4"
 35-009	STD-07	4"	4 1/2"

Condensed Block


MASTERCOPY
 ABCDEFGHIJKLMNOPQRSTUVWXYZ
 0123456789

 35-015	STD-01 SUP-15	5/16"	5/8"
 35-712*	STD-01 SUP-15	5/16"	1 1/4"
 35-016	STD-01 SUP-15	1/2"	5/8"
 35-017	STD-01 SUP-15	5/8"	5/8"
35-018	STD-01 SUP-15	5/8"	5/8"
 35-019	STD-01 SUP-15	5/8"	1 1/4"
 35-714*	STD-01 SUP-15	1"	1 1/4"
35-020	STD-01 SUP-15	1"	1 1/4"
 35-715*	STD-01 SUP-15	1 1/2"	2 3/4"
35-021	STD-01 SUP-15	1 1/2"	2 3/4"
 35-716*	STD-01 SUP-15	2"	2 3/4"
35-022	STD-01 SUP-15	2"	2 3/4"
 35-717*	STD-01 SUP-15	2 1/2"	2 3/4"
35-023	STD-07 SUP-18	2 1/2"	2 3/4"
 35-718*	STD-07 SUP-18	4"	4 1/2"
35-024	STD-07	4"	4 1/2"

*Font for reverse engraving

Condensed Block Caps and Lower Case Assortments



Mastercopy
 ABCDEFGHIJKLMNOPQRSTUVWXYZ
 abcdefghijklmnopqrstuvwxyz 0123456789

 35-030†	STD-03 SUP-16	5/8"	1 1/4"
35-031	STD-03 SUP-16	1 1/2"	2 3/4"

†For Bowling Ball Machine

Extra Condensed Block

MASTERCOPY
 ABCDEFGHIJKLMNOPQRSTUVWXYZ 0123456789

35-042	STD-01 SUP-15	5/8"	1 1/4"
 35-044	STD-01 SUP-15	1 1/2"	2 3/4"
 35-046	STD-07 SUP-18	2 1/2"	2 3/4"

Helvetica ◯ ◇

Mastercopy

ABCDEFGHIJKLMNOPQRSTUVWXYZ
 abcdefghijklmnopqrstuvwxyz
 0123456789

STOCK NO.	FONT ASS'T	TYPE SIZE	BLANK SIZE
35-072 SINGLE LINE	STD-03 SUP-16	3/4"	1 1/4"
○ 35-068 4 LINE	STD-03 SUP-16	2"	2 3/4"
○ 35-079 4 LINE	STD-01 SUP-15	2"	2 3/4"
○ 35-732* 4 LINE	STD-03 SUP-16	2"	2 3/4"

*Font for reverse engraving

Helvetica Light ◯

A Lighter Stroke
Version of Helvetica

Mastercopy

ABCDEFGHIJKLMNOPQRSTUVWXYZ
 abcdefghijklmnopqrstuvwxyz1234567890

35-083 4 LINE	STD-03 SUP-16	2"	2 3/4"
------------------	------------------	----	--------

Futura ◯ ◇

MASTERCOPY

ABCDEFGHIJKLMNOPQRSTUVWXYZ
 0123456789

35-050	STD-01 SUP-15	1"	1 1/4"
35-053	STD-01 SUP-15	2"	2 3/4"

Contemporary ◯ ◇

MASTERCOPY

ABCDEFGHIJKLMNOPQRSTUVWXYZ
 0123456789

35-056	STD-01 SUP-15	1"	1 1/4"
○ 35-058	STD-07 SUP-18	2 1/2"	2 3/4"

Microgramma ◯ ◇

MASTERCOPY

ABCDEFGHIJKLMNOPQRSTUVWXYZ 0123456789

35-074 2 LINE	STD-01 SUP-15	1"	1 1/4"
------------------	------------------	----	--------

Optima ◯

Mastercopy

ABCDEFGHIJKLMNOPQRSTUVWXYZ abcdefghijklmnopqrstuvwxyz
 0123456789

35-077 3 LINE	STD-03	2"	2 3/4"
------------------	--------	----	--------

Multiline Copy Type — Can be used as an outline-multiline letter or completely routed, with square corners.

Double Line Block ◇ ○

MASTERCOPY

ABCDEFGHIJKLMNOPQRSTUVWXYZ
 WXYZ ABCDEFGHIJKLMNOPQRS
 TUVWXYZ 0123456789

STOCK NO.	FONT ASS'T	TYPE SIZE	BLANK SIZE
Q 35-314	STD-05 SUP-17	3/4"	1 1/4"
Q 35-315	STD-01 SUP-15	3/4"	1 1/4"

Extended Block ○ ◇

MASTERCOPY

ABCDEFGHIJKLMNOPQRSTUVWXYZ
 0123456789

Q 35-303*	STD-01 SUP-15	5/16"	1 1/4"
-----------	------------------	-------	--------

*Recommended for pen engraving

Serif Styles

Roman ◇ ○

MASTERCOPY

ABCDEFGHIJKLMNOPQRSTUVWXYZ
 0123456789

Q 35-061 4 LINE	STD-07	2 1/2"	2 3/4"
--------------------	--------	--------	--------

Triple Line Roman Condensed ◇ ○

MASTERCOPY

ABCDEFGHIJKLMNOPQRSTUVWXYZ 0123456789

Q 35-319 3 LINE	STD-01 SUP-15	1"	1 1/4"
--------------------	------------------	----	--------

Triple Line Roman Extended ◇ ○

MASTERCOPY

ABCDEFGHIJKLMNOPQRSTUVWXYZ
 ABCDEFGHIJKLMNOPQRSTUVWXYZ 0123456789

35-320 3 LINE	STD-01 SUP-15	1"	1 1/4"
35-323 3 LINE	STD-05 SUP-17	1"	1 1/4"

Double Line Century ◇ ○

Mastercopy

ABCDEFGHIJKLMNOPQRSTUVWXYZ
WXYZ

abcdefghijklmnopqrstuvwxyz 0123456789

STOCK NO.	FONT ASS'T	TYPE SIZE	BLANK SIZE
35-310	STD-03 SUP-16	5/8"	1 1/4"
35-311	STD-01 SUP-15	5/8"	1 1/4"

Double Line Century Extended ◇ ○

MASTERCOPY

ABCDEFGHIJKLMNOPQRSTUVWXYZ 0123456789

35-380	STD-01 SUP-15	1/2"	5/8"
35-382	STD-01 SUP-15	5/8"	1 1/4"

Double Line Block ◇ ○

MASTERCOPY

ABCDEFGHIJKLMNOPQRSTUVWXYZ

ABCDEFGHIJKLMNOPQRSTUVWXYZ 0123456789

35-312	STD-05 SUP-17	3/4"	1 1/4"
35-313	STD-01 SUP-15	3/4"	1 1/4"

Tilted Block ◇ ○

MASTERCOPY

ABCDEFGHIJKLMNOPQRSTUVWXYZ 0123456789

35-326 3 LINE	STD-07 SUP-18	5/8"	1 1/4"
------------------	------------------	------	--------

Craw Clarendon ◇ ○

Mastercopy

ABCDEFGHIJKLMNOPQRSTUVWXYZ

abcdefghijklmnopqrstuvwxyz 0123456789

35-075 3 LINE	STD-03	2"	2 3/4"
------------------	--------	----	--------

Fifth Avenue ◇ ○

MASTERCOPY

ABCDEFGHIJKLMNOPQRSTUVWXYZ

ABCDEFGHIJKLMNOPQRSTUVWXYZ 0123456789

35-304	STD-05 SUP-17	3/4"	1 1/4"
35-305	STD-01 SUP-15	3/4"	1 1/4"

Script Styles

Miniature Script ◊ ↻

Mastercopy

STOCK NO.	FONT ASS'T	TYPE SIZE	BLANK SIZE
35-335	STD-03 SUP-16	3/8"	1/4"

A B C D E F G H I J K L M N O P Q R S T U V W X Y Z
a b c d e f g h i j k l m n o p q r s t u v w x y z 0 1 2 3 4 5 6 7 8 9

Upright Script ◊ ↻

Mastercopy

35-339 2 LINE	STD-03 SUP-16	3/4"	1/4"
------------------	------------------	------	------

A B C D E F G H I J K L M N O P Q R S T U V W X Y Z
a b c d e f g h i j k l m n o p q r s t u v w x y z 0 1 2 3 4 5 6 7 8 9

Single Line Connecting Script ◊ ↻

Mastercopy

35-336	STD-03 SUP-16	1"	1/4"
--------	------------------	----	------

A B C D E F G H I J K L M N O P Q R S T U
V W X Y Z
a b c d e f g h i j k l m n o p q r s t u v w x y z 0 1 2 3 4 5 6 7 8 9

Double Line Connecting Script ◊ ↻

Mastercopy

35-337	STD-03 SUP-16	3/4"	1/4"
--------	------------------	------	------

A B C D E F G H I J K L M N O P Q R S T U V W X Y Z
a b c d e f g h i j k l m n o p q r s t u v w x y z 0 1 2 3 4 5 6 7 8 9

Double Line Ornate Connecting Script ◊ ↻

Mastercopy

35-344	STD-03 SUP-16	3/4"	1/4"
--------	------------------	------	------

A B C D E F G H I J K L M N O P Q R S T U V W X Y Z
a b c d e f g h i j k l m n o p q r s t u v w x y z 0 1 2 3 4 5 6 7 8 9

Single Line Script ↻ ◊

Mastercopy

35-346	STD-03 SUP-16	2"	2 3/4"
35-733 REVERSE	STD-03	2"	2 3/4"

A B C D E F G H I J K L M N O P Q R S T U V W X Y Z
a b c d e f g h i j k l m n o p q r s t u v w x y z 0 1 2 3 4 5 6 7 8 9

Cursive Styles

Cursive ◊ ◯

Mastercopy

STOCK NO.	FONT ASS'T	TYPE SIZE	BLANK SIZE
35-306	STD-03 SUP-16	3/4"	1 1/4"

A B C D E F G H I J K L M N O P Q R S T U V W X Y Z
a b c d e f g h i j k l m n o p q r s t u v w x y z 0 1 2 3 4 5 6 7 8 9

Victoria ◊ ◯

Mastercopy

35-342	STD-03 SUP-16	3/4"	1 1/4"
--------	------------------	------	--------

A B C D E F G H I J K L M N O P Q R S T U V W X Y Z
a b c d e f g h i j k l m n o p q r s t u v w x y z 0 1 2 3 4 5 6 7 8 9

Ornate Styles

Old English ◊ ◯

Mastercopy

35-330 2 LINE	STD-03 SUP-16	3/4"	1 1/4"
35-331 3 LINE	STD-11	2"	2 3/4"

A B C D E F G H I J K L M N O P Q R S T U V W X Y Z
a b c d e f g h i j k l m n o p q r s t u v w x y z 0 1 2 3 4 5 6 7 8 9

Ornamental Old English ◊ ◯

A B C D E F G H I J K L M
N O P Q R S T U V W X Y Z

35-364 5 LINE	STD-09	2 1/2"	2 3/4"
35-353 5 LINE	STD-09	4"	4 1/2"

Ornamental Block ◊ ◯

A B C D E F G H I J K L M
N O P Q R S T U V W X Y Z

35-363 10 LINE	STD-09	4"	4 1/2"
-------------------	--------	----	--------

Parisian ◊ ◯

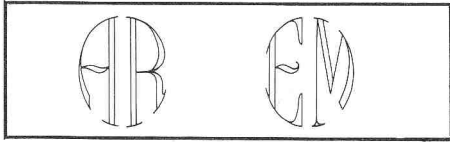
MASTERCOPY

35-327	STD-12	2"	2 3/4"
--------	--------	----	--------

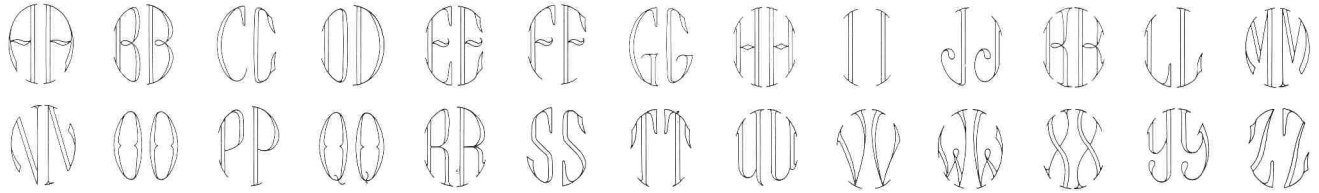
A B C D E F G H I J K L M N O P Q R S T U V W X Y Z

Monogram Styles

Oval Monogram ◊ ○



STOCK NO.	FONT ASS'T	TYPE SIZE	BLANK SIZE
35-086-14	26 Left 26 Right	1 3/8"	2 3/4"




Interlocking Monogram ◊ ○

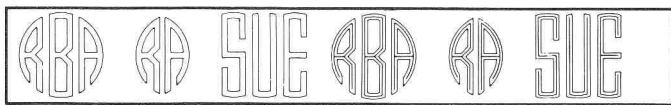


35-355†	STD-13	1 1/2"	2 3/4"
35-356†	STD-13	2 1/2"	2 3/4"

†Can be used for individual lettering

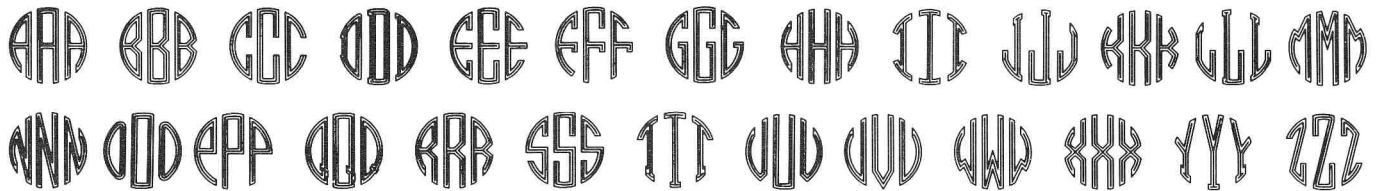


Circle Monogram ◊ ○

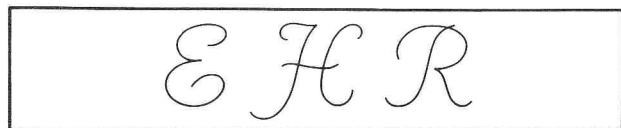


35-359† 2 LINE	STD-13	1"	1 1/4"
35-354† 3 LINE	STD-13	2 1/2"	2 3/4"

†Can be used for individual lettering



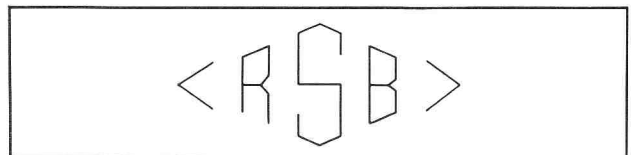
Script Monogram ○ ◊



35-362*	STD-13	2"	2 3/4"
---------	--------	----	--------

*Recommended for use with Glass Machine

Diamond Monogram ○ ◊



35-360*	STD-13	2 1/2"	2 3/4"
---------	--------	--------	--------

*Recommended for use with Glass Machine

Vertical Type

Designed for flatware and other types of vertical engraving requirements.

Vertical Script ◊ ○

A B C D E F G H I J K L M
N O P Q R S T U V W X Y Z

STOCK NO.	FONT ASS'T	TYPE SIZE	BLANK SIZE
35-366*	STD-09	1 3/8"	2 3/4"

*Characters beveled on all sides for vertical and horizontal engraving

Vertical Old English ◊ ○

A B C D E F G H I J
K L M N O P Q R S T U V W X Y Z

35-365*	STD-09	1 1/2"	2 3/4"
---------	--------	--------	--------

*Characters beveled on all sides for vertical and horizontal engraving

Vertical Block For Initialling ◊ ○



35-368 2 LINE	STD-12	3/4"	1 1/4"
------------------	--------	------	--------

Foreign Languages

Arabic ○

لا يقذف

35-111-14	126 Char.	1"	1 1/4"
35-106-14	164 Char.	2"	2 3/4"

Hebrew ◊ ○

ממנום עפפפפפפ קרש ששת

אבבבגד הוזחטיככככ

נוסעפפפפ קרשת

אבגד הוזחטיכךכ

35-103-14 3 LINE	59 Char.	5/8"	1 1/4"
35-107-14 SINGLE LINE	87 Char. 20 Nos. 3 Spacers	3/4"	1 1/4"
35-108-14 SINGLE LINE	87 Char. 20 Nos. 3 Spacers	2"	2 3/4"

Greek ◊ ○

Α Β Γ Δ Ε Ζ Η Θ Ι Κ Λ Μ Ν

Ξ Ο Π Ρ Σ Τ Υ Φ Χ Ψ Ω

35-100-14 2 LINE	24 Char.	5/8"	1 1/4"
35-101-14 2 LINE	24 Char.	2 1/2"	2 3/4"

Russian ◊ ○

А Б В Г Д Е Ж З И Й К Л М

Н О П Р С Т У Ф Х Ц Ч Ш Щ Ъ Ы Ь Э Ю Я

35-109-14	99 Char.	3/4"	1 1/4"
-----------	----------	------	--------

Other foreign languages (French, Spanish, German etc.): select master copy type style and ask for quotation for special corresponding characters.



















Brass Master Templates

Special Occasion ◊ ○

Make it a gift to remember enhanced with sentiment and beauty. Especially suited for the New Hermes Engravables® gift line; some templates are even great decoratives for optical work.

- Christmas
- Valentine's Day
- Wedding
- Graduation
- Retirement
- Father's Day
- Birthday
- Sweet Sixteen
- Mother's Day

Combination of Five or Priced Each

 35-171-00	 35-173-00	 35-185-00	 35-188-00	 35-189-00	 35-190-00
 35-584-00	 35-586-00	 35-587-00	 35-588-00	 35-589-00	 35-590-00
 35-591-00	 35-592-00	 35-594-00	 35-596-00	 35-623-00	 35-630-00

Templates are engraved on 2³/₄" blank size. Illustration shows finished engraved size with ratio setting 5:1.

Time Savers ◊ ○

Enables the trophy and award engraver quick repeat set-ups—a real copy type and time saver!



Priced Each

Engraved on individual strips of beveled brass, for type styles indicated in bold face:

Part No.	Type Size	Blank Size
35-017-20	1/2"	5/8"
35-018-20	5/8"	5/8"
35-380-20	1/2"	5/8"
35-311-20	5/8"	1 1/4"
35-313-20	3/4"	1 1/4"
35-319-20	1"	1 1/4"










Softball	Captain	Series	Hi-Average	Handicap
Baseball	Champion	1st	High	HDCP
Football	Champs	2nd	Low	Award
Basketball	Runner-Up	3rd	Game	Presented
Bowling	League	4th	Place	In Appreciation of
Golf	Winner	5th	Average	Tournament
Tennis	Won By	Hi-Score	Avg.	Most Improved
Team	Double	Triple	Hi-Series	Hi-Game
Single				

Please order using stock number and word.

Sport

Give that trophy or prize added dimension

Combination of Five or Priced Each

 35-511-00	 35-509-00	 35-533-00	 35-542-00	 35-546-00	 35-545-00
 35-544-00	 35-504-00	 35-548-00	<p>Also available, 35-512-00 Female Golfer (not shown)</p> <p>Templates are engraved on 2 3/4" blank size. Illustration shows finished engraved size with ratio setting 5:1.</p>		

Greetings

Priced Each

Use these lines to add value and that personal touch to your badge work. Takes the place of a logo.

* HELLO MY NAME IS ... No. 35-113-00	HAVE A NICE DAY No. 35-114-00	MAY I HELP YOU? No. 35-118-00
---	---	---


*Both lines or single line may be used

Templates are engraved on 2 3/4" blank size.

Shapes


Add circles, squares and triangles to your signwork. Or create your own shapes and designs.

Outside diameter 6"
with increments of 1/16"
48 Concentric Circles
from 0-6"
No. 35-202-00




Priced Each

6" height with
increments of 1/8"
No. 35-220-00




6" height with
increments of 1/8"
No. 35-219-00



Signs Of The Zodiac

One picture worth a thousand words suitable for acrylics, keychains, whatever . . .

Sets of Twelve



Set No.
35-652-00

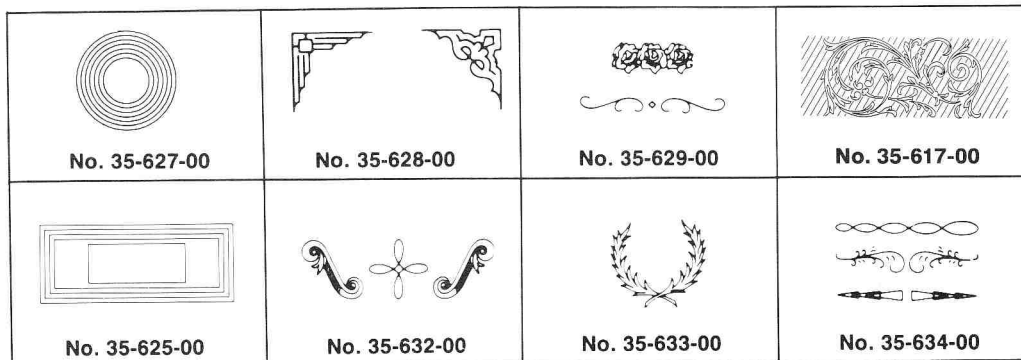
Set No.
35-615-00

**Reverse masters are available for engraving 2-Plex and acrylic key tags. Ask for quotation.

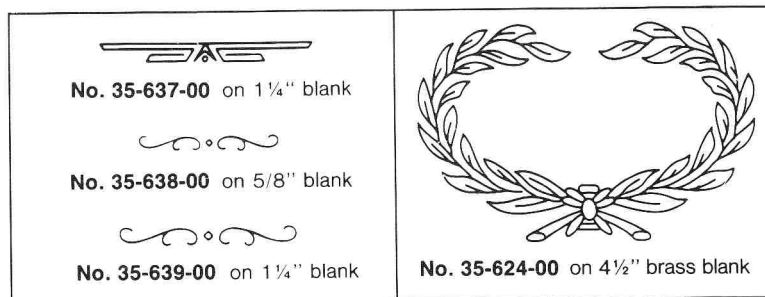
Ornamentals

Adds the final touch and enhances the beauty of the engraved item. Especially helpful on correcting some engraving work in diminishing imperfections.

Combination of Five or Priced Each

















Templates are engraved on 2 3/4" blank size. Illustration shows finished engraved size with ratio setting 5:1.



Fraternal Insignias ◇ ○

Complete that badge, trophy or award with these honored insignias.

Combination of Five or Priced Each














 No. 35-400-00 32nd Degree Mason	 No. 35-404-00 Eastern Star	 No. 35-416-00 Shriners	 No. 35-401-00 Fraternal Orders of Eagles	 No. 35-405-00 Kiwanis International	 No. 35-409-00 Knights of Columbus	 No. 35-417-00 Grand Masters
 No. 35-402-00 Masons	 No. 35-410-00 Elks	 No. 35-419-00 Boy Scouts	 No. 35-403-00 Loyal Order of Moose	 No. 35-407-00 Rotary International	 No. 35-411-00 Maltese Cross	 No. 35-420-00 Jaycees

Templates are engraved on 2¾" blank size. Illustration shows finished engraved size with ratio setting 5:1.

Military Insignias ◇ ○

Proudly worn on any engraved item.




Combination of Five or Priced Each

 No. 35-560-00 U.S. Coast Guard	 No. 35-561-00 U.S. Navy	 No. 35-562-00 U.S. Army U.S.A.F.	 No. 35-563-00 U.S. Navy Pilot	 No. 35-566-00 Submarines	 No. 35-575-00 Parachute Troops	 No. 35-577-00 Caduceus
 No. 35-567-00 U.S. Navy Enlisted	 No. 35-569-00 U.S. Air Force Pilot	 No. 35-570-00 Corps of Engineers	 No. 35-571-00 Medical Corps	 No. 35-573-00 U.S. Marine Corps	 No. 35-574-00 U.S. Army Aviator	

Templates are engraved on 2¾" blank size. Illustration shows finished engraved size with ratio setting 5:1.

Religious ◇ ○

Add the personal touch to cherished religious articles.

 No. 35-551-00	 No. 35-554-00	 No. 35-578-00
---	---	--

Priced Each





Templates are engraved on 2¾" blank size. Illustration shows finished engraved size with ratio setting 5:1.

International Symbols

Recognized the world over. A must for the signage engraver.

Priced Each

All templates are designed to meet the standards adopted by the U.S. Department of Transportation. Other symbols can be custom made. Ask for quotation.






	Template Size	Blank Size	Part No.		Template Size	Blank Size	Part No.
	Women—4'	4½"	35-450-00		Handicapped—4"	4½"	35-452-00
	Women—8'	10"	35-464-00		Handicapped—8"	10"	35-466-00
	Men—4"	4½"	35-451-00		No Smoking—4"	4½"	35-453-00
	Men—8"	10"	35-465-00		No Smoking—8"	10"	35-467-00

For either outline engraving or complete routing.

Directionals

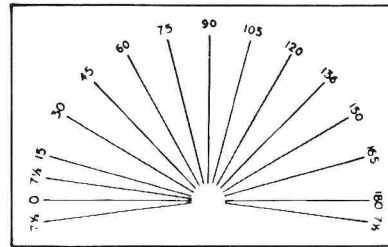
Priced Each

Designed for varied applications of building signage.

	Template Size	Blank Size	Part No.
	8"	2¾"	35-120-00
	Architectural Arrows 2½"	2¾"	35-124-00
	For either outline engraving or completely routed.		
	2½"	2¾"	35-127-00
	4"	4½"	35-128-00
	"T" designed so template can be used for front and reverse engraving. Can be used outlined or routed. 10"	12" × 16"	35-125-00
	Arrow Template Engraved on 2¾" blank, beveled on all sides to be used for all directions.	2¾"	35-122-00

Universal Switch Indicator

Especially adapted for electronic switches and other standard selector switches.



Part No.	Priced Each
35-126-00	

Length of radial lines—4½" × 15° apart.
Size of Numerals—¼".
Overall size of template—12" × 7".

Fractions

No need to round off numbers. Useful on pound and length. For engineering work, baby gifts, discount signs, school projects.

1/32 3/8 3/4
1/16 5/8 1/2
1/8 1/4 =

Complete Sets		
Part No.	Type Size	Blank Size
35-115-20	5/8"	5/8"
35-117-20	5/8"	1¼"

For use with Regular or Condensed Block Type.

Beveled Strips of Brass

These beveled strips of brass fit dovetail copy slides and are used for producing your own templates with our special application master cutter which creates the corresponding groove to match your tracing stylus. Or if you prefer, you can use these strips to fashion your own desired sized spacers besides our standard sized spacers of 1/16", 1/8" and 1/4".

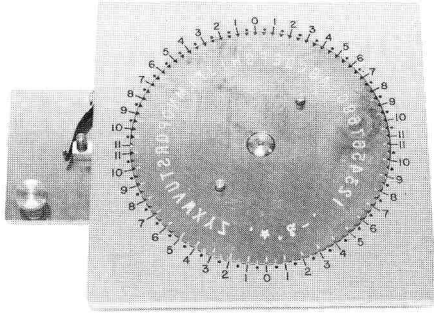
Part No.	Size
35-900-00	5/8"
35-905-00	1¼"
35-910-00	2¾"
35-915-00	4½"

Beveled to fit your copy slide.
Sold in 1 foot length.

Engraving Fixtures

JC-4 Circular Engraving Fixture

Circular engraving for flat round items such as watches, disks, charms etc.



- Patented JC-4 Fixture to fit in 2 3/4" double-grooved copy holding slide, including dial with 1/4" block letters and numerals (35-203-00).
- Standard dial engraved on both sides for opposite positioning.
- Extra dial with 3/8" ornate block letters and numerals (35-204-00). Letters are positioned on top half; numbers are positioned on bottom half of dial.

	Part Number
JC-4	35-254-04
block dial	35-203-00
Ornate dial	35-204-00




Engraved with Ornate Dial



Engraved with Block Dial

Serial Numbering Fixture

Ideal for quick setup of consecutive numbering.



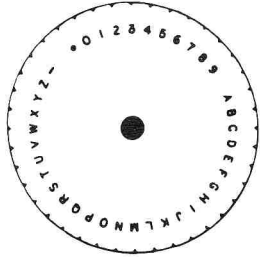
Fixture to fit in 2 3/4" double-grooved copy holding slide, including 20 numerals and 2 numbering dials with a choice of either 5/16" or 5/8" high numbers . . .

Part Number	Size
35-251-22	5/16"
35-252-22	5/8"

Master Copy Dial

For circular engraving . . . yields larger diameter than JC-4.

Can be used on copy table or with Master Copy Dial Holder
 No. 35-250-00
 Diameter of dial 7 3/8"
 Center hole 1/2"
 Engraved as illustrated
 Condensed block type 5/8" high

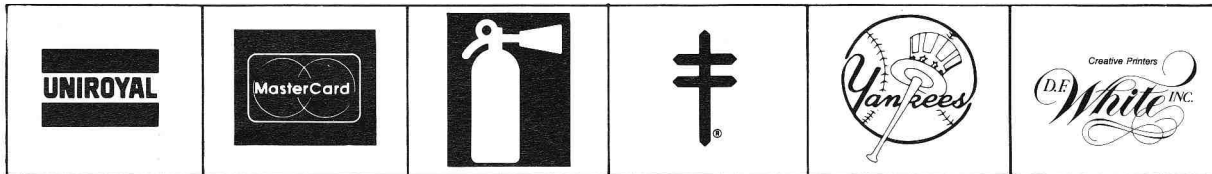


Part Number	
Dial	35-201-00
Dial Holder	35-250-00

Special Engraving Services


Custom Templates

Templates for any trademark or design—for profiling and slotting can be supplied. Please send photostat or drawing with specifications for quotation.




Custom Engraving Capabilities

Ranger®



SETS OF FONT STYLES AND MASTER TEMPLATES THAT HAVE BEEN DELETED FROM OUR PREVIOUS CATALOG ARE AVAILABLE FROM CUSTOM ENGRAVING DEPARTMENT. ASK FOR PRICE AND DELIVERY.



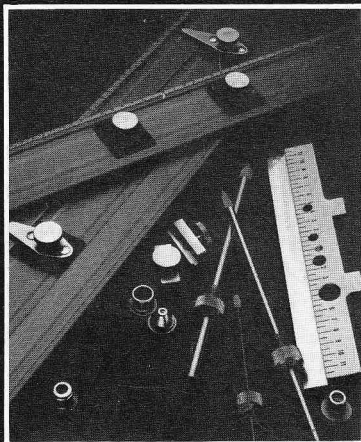
Engraving Machines




Engraving Materials



Brass Type




Accessories & Supplies




Tags & Plates




Badges



Name & Plate Holders



Engravable Gifts



Computerized Engraving



The World Leader in Engraving Machines and Materials

Call Toll Free Nationwide 1-800-8HERMES

NORTHEAST: 20 Cooper Square, New York, NY 10003, Tel: (212) 777-3080, Telex 667367.
SOUTHWEST: 12243 E. Northwest Hwy., Dallas, TX 75228, Tel: (214) 328-9835.
SOUTHEAST: 2443 Park Central Blvd., Decatur, GA 30035, Tel: (404) 981-2562.
WEST COAST: 11711 Monarch St., Garden Grove, CA 92641, Tel: (714) 898-9265.
MIDWEST: 3642 West 128th Place, Alsip, (Chicago) IL 60658, Tel: (312) 371-3744.

CANADA: 1561 Courtney Park Drive East, Mississauga, Ont. L5T 1V9, Tel: (416) 677-2224.
CANADA: 215 Montpelier, Montreal, Que. H4N 2G3, Tel: (514) 744-4518.
CANADA: 3430 25th Street N.E., Calgary, Alberta T1Y 6C1, Tel: (403) 291-2043.
EUROPE/ASIA: New Hermes International Limited, Bureau commercial,
 Rue de la Gare 45, CH-1260 NYON, Switzerland, Tel: (022) 61 84 55, Telex 28476 nhi ch.